

New Letters

In this lesson you will learn 6 new letters, of which 2 are vowel letters and 4 are consonant letters. They will be presented in a sequence that makes pedagogical sense, but is not the same as alphabetical order. The letters are presented below, underscored in the Russian alphabet presented in alphabetical order.

Аа Бб Вв Гг Дд Ее Ёё Жж Зз Ии Йй Кк Лл Мм Нн Оо Пп
Рр Сс Тт Уу Фф Хх Цц Чч Шш Щщ Ъъ Ыы Ьь Ээ Юю Яя

7.4 Xx Xx

Russian Xx is a voiceless consonant (without a voiced mate) that may be pronounced hard or soft, depending on the phonetic context in which it finds itself. Listen to these sounds, distinguishing between hard and soft Xx Xx. To pronounce hard Xx, move the back of your tongue toward the back of your mouth and let it form a barrier to the flow of air. To pronounce soft Xx, move the midsection of your tongue towards the soft palate of your mouth.

Hard Xx Xx Soft Xx Xx

Хат

Хет

Хан

Хен

7.5 Xx and Spelling Rules

Never write Яя or Юю after Xx. Write Аа or Уу instead. (This letter is in the same group as the hushers with regards to this spelling rule.) For now the only way to have soft Xx is with Ёе, as shown in section 7.4.

7.6 More practice with Xx

Practice these sound combinations.

Ах

Ха

Хай

Ях

Сах

Тах

Эх

Хам

Гах

Ух

Мах

Бах

Хей

Хек

Тюх

Рюх

Шах

Жах

Бах



7.7 Цц Цц

The letter Цц Цц is a voiceless consonant (no voiced mate) that is always hard. Together with Шш, Жж, it completes the group of consonants that is always hard. Like Шш, Жж, when Цц is followed by soft-series vowel Ее, the pronunciation sounds like Цэ. To pronounce this sound, place the tip of your tongue against the hard palate and then, as the air is flowing out of your mouth, move the tip of the tongue against the inner surface of your upper front teeth. Practice with these combinations:

Цат	Цет
Цап	Цеп
Цак	Цек
Цан	Цен
Бац	Рац
Мац	Мяц
Цум	Цех
Жей	Цей
Цент	Плац

7.8 Spelling Rules

Just as with Шш, Жж, the vowels Яя, Юю can not be written after Цц. Use Аа, Уу instead.

7.9 Special ending – тся

Some common Russian verbs end with the letters - тся. When these letters are at the end of a verb, they are pronounced like "tsh" in the English phrase "it's something." (File this bit of information away for later!)

7.10 Фф Фф

The Russian consonant Фф Фф is a voiceless consonant (with a voiced mate to be presented shortly) that may be hard or soft. This letter is somewhat infrequent in Russian because it entered the alphabet relatively late in the history of the Russian language. Listen and practice with these examples:

Фас	Фяс
Фаз	Фяз
Фут	Фют
Фуд	Фюд
Фэш	Феш
Фэж	Феш
Паф	Пяф
Уф	Юф
Эф	Еф

7.11 ВВ *Вв*

The Russian consonant ВВ is a voiced consonant, the mate of Фф, that can be pronounced either hard or soft. Note that the italic lower-case *Вв* looks like the cursive form of the English lower-case letter "b". Be careful to distinguish Бб / Вв! Practice with these sounds:

Ваш	Баш
<i>Сав</i>	<i>Саб</i>
Бяц	Вяц
<i>Рев</i>	<i>Реб</i>
Бес	Вес
<i>Бах</i>	<i>Вах</i>
Шув	Шуб
<i>Бец</i>	<i>Вец</i>
Вяр	Бяр
<i>Бух</i>	<i>Вух</i>

7.12 Voiced / Voiceless ВВ Фф

Sounds in the same row are pronounced identically, even though they are spelled differently.


<i>Шеф</i>	<i>Шев</i>
Пуф	Пув
<i>Зеф</i>	<i>Зев</i>
Лаф	Лав
<i>Мяф</i>	<i>Мяв</i>
Пюф	Пюв
<i>Жуф</i>	<i>Жув</i>
Эф	Эв

7.13 Оо *Оо*

The Russian vowel Оо is a hard-series vowel. To pronounce it, be sure to keep your lips rounded throughout the utterance of the sound. It must never sound like the closed English sound typical of the "surfer" accent in "totally," but should sound more like the New York accent in "dawn" or the British accent in "born." It never has a y-glide. Practice with these examples:

Он	Ош
<i>Ос</i>	<i>От</i>
Оф	Оз

<i>Ол</i>	<i>Ор</i>
<i>Вон</i>	<i>Ров</i>
Ок	Ош
Сок	нос



7.14 Spelling Rules and Oo

Spelling rules require that after Шш, Жж, Цц, one can never write *unstressed* Oo. (You'll learn more about stressed vowels in Lesson 11.) Write Ee instead.

But Гг, Кк, Хх + Oo = O-кей! (okay)

7.15 More practice with Oo

Practice with these sound combinations:

Дом	Вой	
Зох	Воц	
Вош	Ой	
Ош	Он	
Жолт	Шол	(assume the vowel is stressed!)
Ом	Ост	



Дом


7.16 Combination: Св

For the sound combinations Сл, Св, См, Сн, Ср there is no "voicing" of the voiceless initial consonant in the cluster. Practice with these sound combinations:

Свал	Звал
Снег	Знег
Сруб	Зруб

<i>Смак</i>	<i>Змак</i>
Слон	Злон
<i>Свой</i>	<i>Звой</i>
Смол	Змол

СЛОН




7.17 Ёё Ёё

The last letter to be presented in this lesson is the soft-series vowel Ёё. In printed materials for learners of Russian, the two dots above the character are usually included (printed). In materials printed for native speakers of Russian, the two dots are generally omitted. Russians know that the two dots are there because they must be there from the context. For the time being, you should always write the two dots and you can look for them in the printed materials you are given (including your textbook.) Later in your learning career, as you look at authentic materials from Russia, you will get used to figuring out when the two dots are "implied" even when they are not printed. Practice these sound combinations:

Зон	Зён
<i>Ров</i>	<i>Рёв</i>
Нос	Нёс
<i>Сток</i>	<i>Стёк</i>
Вон	Вён
<i>Лош</i>	<i>Лёш</i>
Лог	Лёг
<i>Сок</i>	<i>Сёк</i>
Бор	Бёр
<i>Флор</i>	<i>Флёр</i>
Мост	Мёст
<i>Стоп</i>	<i>Стёп</i>
Полк	Пёлк

Мост



7.18 Ёё Ёё in word-initial position

This vowel letter has a y-glide (like Яя, Юю). Practice it in the combinations below:

Он	ён
Ос	ёс
Ок	ёк
Ож	ёж



ёж

7.19 Ёё and Hard Consonants

When soft-series vowel Ёё follows a group 1 consonant (Шш, Жж, Цц), that consonant is still pronounced hard, just as if it were followed by the hard-series vowel Оо. The sounds in each row are pronounced identically, even though they are spelled differently: (assume all vowels below are stressed!)

Жолт	Жёлт
Жолд	Жёлд
Шолк	Шёлк
Шолг	Шёлг
Цос	Цёс
Цоз	Цёз

Summary Practice

7.20 Practice these sounds as a review for all the sounds and letters of Lessons 1-7. Remember that voiced consonants in word-final position are pronounced like their voiceless mates (except for those voiced consonants that are "mateless").

- | | | | |
|---------|---------|---------|-----------|
| 1. Цан | 23. Баж | 46. Вош | 69. Стёк |
| 2. Цах | 24. Бац | 47. Вёш | 70. Сдёк |
| 3. Цам | 25. Вай | 48. Он | 71. Сков |
| 4. Цак | 26. Вух | 49. Ор | 72. Сгов |
| 5. Мац | 27. Вец | 50. Ос | 73. Жёлт |
| 6. Спец | 28. Вез | 51. От | 74. Шёлк |
| 7. Жец | 29. Вег | 52. Ов | 75. Шёл |
| 8. Цен | 30. Бег | 53. Ок | 76. Воз |
| 9. Цей | 31. Бац | 54. Ён | 77. Вёз |
| 10. Цел | 32. Бай | 55. Ёр | 78. Старт |
| 11. Цех | 33. Бух | 56. Ёс | 79. Сдарт |
| 12. Ваш | 34. Бец | 57. Ёт | 80. Сдеш |
| 13. Вяр | 35. Без | 58. Ёв | 81. Здеш |
| 14. Вах | 36. Вой | 59. Ах | 82. Свал |
| 15. Вес | 37. Вёй | 60. Ха | 83. Звал |
| 16. Век | 38. Зох | 61. Ох | 84. Срок |
| 17. Важ | 39. Зёх | 62. Эх | 85. Зрок |
| 18. Баш | 40. Сок | 63. Ух | 86. Сруб |
| 19. Бяр | 41. Сёк | 64. Хей | 87. Зруб |
| 20. Бах | 42. Нос | 65. Сав | 88. Слон |
| 21. Бес | 43. Нёс | 66. Саф | 89. Злон |
| 22. Бек | 44. Дом | 67. Пуф | 90. Смол |
| | 45. Дём | 68. Пув | |

Self-Quiz

Part 1. Listen to the sounds in the sound file and circle the letter combination that best represents the spelling of that sound.

1	Шок	Жок	Шёг
2	Вех	Бег	Бех
3	Цаб	Шап	Жап
4	Вон	Вён	Фён
5	Вай	Вей	Бей
6	Шей	Цей	Жей
7	Пав	Лав	Поф
8	Шех	Цех	Цеф
9	Фан	Цан	Хан
10	Роб	Лоб	Доб
11	Вжам	Вшам	Фам
12	Сдой	Стой	Здэй
13	Ёп	Яп	Оп
14	Эв	Ев	Яв
15	Лэй	Лей	Лай
16	Вей	Бэй	Бей
17	Жей	Цей	Шей
18	Цех	Цеш	Шех
19	Свой	Звой	Сбой
20	Соф	Зов	Зёв

Part 2. Circle the letters that best fit the category presented in each question.

- Voiced consonants: X Ц Ф В
- Voiceless consonants: X Ц Ф В
- Hard-series vowels: О Ё
- Soft-series vowels: О Ё

Considering each combination of letters below, underline the ...

- Hard consonants: Снег Нёс Шёл Вох Фюом Цап
- Soft consonants: Снег Нёс Шёл Вох Фюом Цап